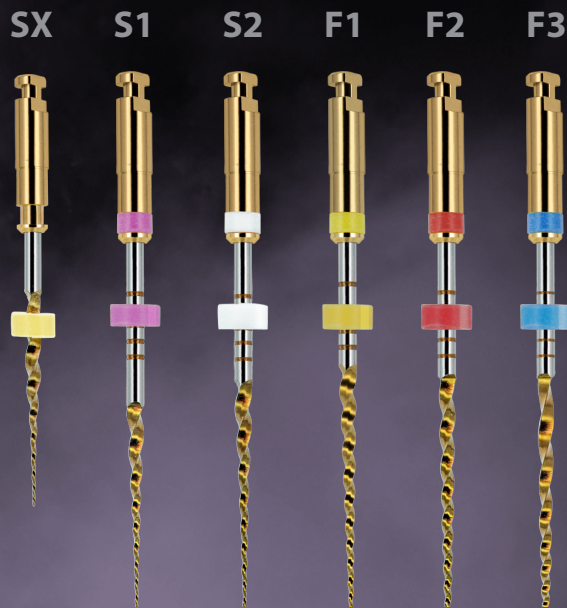


# EDGE UTOPIA™


Feel the Greatness!

## EDGETAPER BLAZE UTOPIA™



Pre-Sterilized

Enhanced Technology. Remarkably Beautiful. Ultra Secure Shank.



EdgeEndo.com

Scan To Learn More





# EDGE UTOPIA™

## EDGETAPER BLAZE UTOPIA™

### The Remarkable EdgeTaper Blaze Utopia™

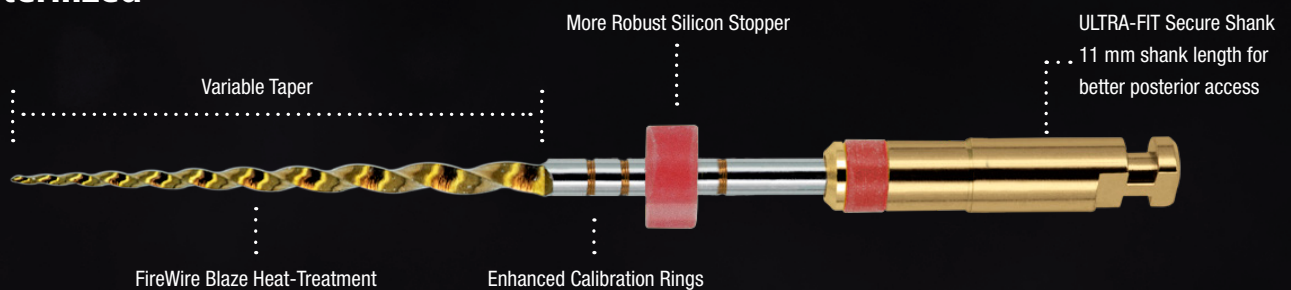
The NEW EdgeTaper Blaze Utopia™ has a tough, resilient blade, capable of saving cutting time, and taking your performance to the next level. It can be used with the same technique as EdgeTaper Platinum™. It features our FireWire Blaze Heat-Treatment making it efficient, safe, and flexible. Capable of saving cutting time and taking your performance to the next level. The acrylic stopper is more robust, and the calibration markings have been enhanced for easier length control. Furthermore, the Tip/Taper ID System has been updated to allow for clear identification while the file is fully seated into the endo handpiece. Plus, we added our new ultra secure, Ultra-Fit Shank and all EdgeUtopia™ files are provided in pre-sterilized blister packs.



### FireWire Blaze

FireWire Blaze—Years to develop and worth every minute. We wanted to outdo our original FireWire and with FireWire Blaze, we believe we have! Our new FireWire Blaze proprietary heat treatment provides optimal resistance to cyclic fatigue while maintaining a super sharp cutting edge and flawless blade surface. The quality is visible!

### Pre-Sterilized



Tri-Shaped Cross Section

Available in 3 lengths: 21, 25 & 31 mm



High Cutting Efficiency



Coated Finish



High Strength



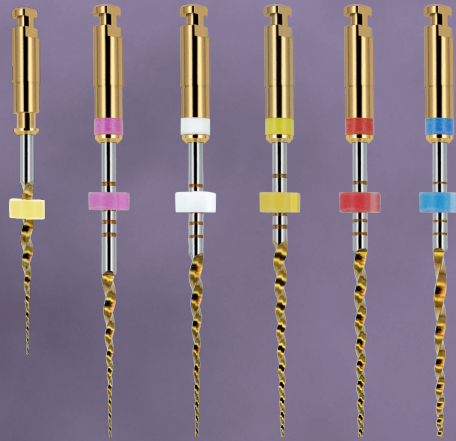
EDGEENDO®

EdgeEndo.com

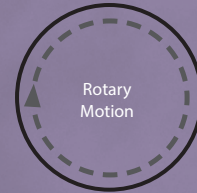


# EDGETAPER BLAZE UTOPIA™

SX S1 S2 F1 F2 F3



Pre-Sterilized



Speed 300 rpm

SX & S1- 5.1 N/cm 520 g/cm

S2 & F1- 1.5 N/cm 153 g/cm

F2 & F3 - 3.1 N/cm 316 g/cm

## Simplified Technique Guide

- Use EdgeTaper Blaze Utopia™ in canals with a confirmed, reproducible glide path.
- Use EdgeTaper Blaze Utopia™ in a deliberate brushing motion on the out-stroke.
- Irrigate, recapitulate with a #10 file and re-irrigate after removing each rotary file.
- Frequently clean and inspect the flutes of the rotary file.
- Use SX to eliminate triangles of dentin when present.

## Create straight line access to canal orifice.

1. NaOCl, 17% EDTA liquid or other viscous chelator should always be in the canal.
  2. Form a coronal glidepath using #10 & 15 hand instrument 2/3 the working length.
    - Alternatively, mechanized glidepath files may be used instead.
  3. In the presence of viscous chelator, take the S1 the length taken by the #15.
  4. Then take the S2 the length taken by the #15.
  5. Established working length in the presence of a viscous chelator by confirming the working length with an apex locator and at least #10 hand instrument.
  6. Form a glidepath using #10 & 15 hand instrument to the working length.
  7. In the presence of viscous chelator, take the S1 to the working length.
  8. Then take the S2 to the working length.
  9. Use F1 Finishing until working length is reached.
  10. Gauge the foramen with a #20 hand instrument. If the instrument is snug at length, the canal is shaped and ready to be obturated.
- If the #20 hand instrument is loose at length, proceed to the F2 and, when necessary the F3.
  - The EdgeTaper Gold sequence is always the same regardless of the length, diameter or curvature of the canal.

\*This technique is intended to be used as a guide only. Please see full IFU.



"The quality of the files have visually improved. The alloy is the right compromise of elasticity and excellent cutting efficiency. The new heat treatment of the alloy represents the right compromise of flexibility which increases feeling during shaping."






- Roberto Fornara, DDS



EDGEENDO®

EdgeEndo.com

- Same technique as EdgeTaper Platinum™
- Available sizes: SX, S1, S2, F1, F2, F3
- Triangle-shaped cross-section
- Improved cutting efficiency
- Resilient to unwinding
- Non-cutting tip
- Available lengths: 21, 25 & 31 mm
- FireWire Blaze technology
- Sterile Packaging
- ULTRA-FIT Secure Shank
  - Allows for real time apex locator readings
- Spectacular gold color coating finish
- Pre-Sterilized

				Length		
6-Pack	STERILE	Tip Size	Taper Size	21 mm	25 mm	31 mm
	<b>SX</b>	19	04v	<b>9885396</b>		
	<b>S1</b>	18	03v	<b>9885397</b>	<b>9885398</b>	<b>9885399</b>
	<b>S2</b>	20	04v	<b>9885400</b>	<b>9885401</b>	<b>9885401</b>
	<b>F1</b>	20	07v	<b>9885403</b>	<b>9885404</b>	<b>9885405</b>
	<b>F2</b>	25	08v	<b>9885406</b>	<b>9885407</b>	<b>9885408</b>
	<b>F3</b>	30	09v	<b>9885409</b>	<b>9885410</b>	<b>9885411</b>
<b>Assorted Packs</b>				<b>9885412</b>	<b>9885413</b>	<b>9885414</b>

## Gutta Percha & Paper Points



EdgeTaper™ Gutta Percha Points 60/ Pack		
Size	Tip Size	Item Code
F1	20	5722126
F2	25	5722127
F3	30	5722128
F4	40	5722129
F5	50	5722130
Assorted Pack		5722131

EdgeTaper™ Paper Points 60/ Pack		
Size	Tip Size	Item Code
F1	20	5722132
F2	25	5722133
F3	30	5722133
F4	40	5722135
F5	50	5722136
Assorted Pack		5722137

Rev. E 01/2024

### Calcified curved canals

Calcified curved canals represent a real challenge in endodontics. This situation is frequent in the mesiopalatal canal of upper molars making the negotiation and the preparation of the canal difficult. Heat treated files are more flexible and resistant to flexural fatigue than traditional NiTi instruments making them the instrument of choice for the preparation of complex canals.

### Aim

The present case shows the clinical advantage of using heat treated files (Utopia Blaze) for the preparation of calcified and curved canals.

### Case History

RTR of first upper molar with the presence of a ledge in the mesial canal. Also, the roots were very long with 28mm of length in this case, after manual glidepath, the use of manual pre-bended files was necessary to manually bypass the ledge. Once the file has reached the part after the ledge it was then coupled to the endo motor to complete the preparation of the canal. The latter treatment was only possible with flexible and pre-bendable files.



**Case Provided by:**  
Maya Feghali, DDS  
Paris, France

